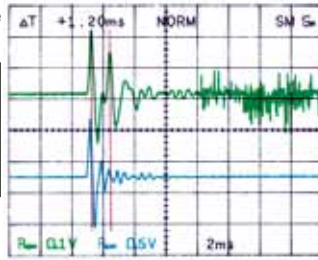


Easy to Use Compact Analog Real-time & Digital Storage Oscilloscopes

Single Shot Capture

Elusive single-shot and intermittent phenomena are simple to capture using the digital storage function.

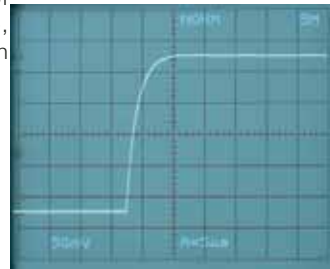
	Max. sampling rate
VC-6745A	40MS/s(1CH), 20MS/s(2CH simultaneously)
VC-6725A	20MS/s(2CH simultaneously)
VC-6724A	20MS/s
VC-6723A	20MS/s



Storage of Repeating Waveform

Storage of repetitive waveforms of same bandwidth as analog mode, enabling hardcopy and transfer of high speed repetitive waveform.

	Bandwidth
VC-6745A	100MHz
VC-6725A	50MHz
VC-6724A	50MHz
VC-6723A	20MHz



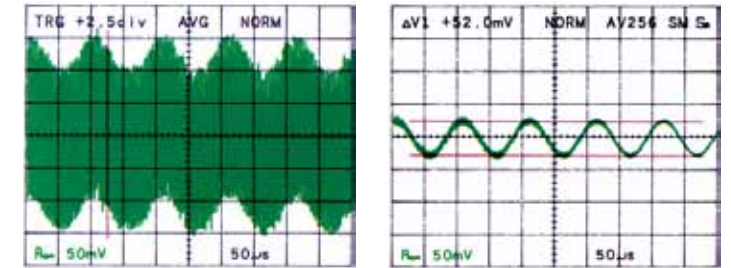
Transfer of Waveform data

The USB interface can be used to transfer stored waveform data to an external computer or other device for secondary storage and analysis.




Averaging to Reduce Noise

Averaging can be used to reduce noise, thereby creating a display of just the signal of interest.



Static Observation of Non-repeating Phenomena

Even non-repeating events which cause a jumbled overlaid display using a conventional oscilloscope can be observed as clean a waveform.




Analog real-time




digital Storage

Observation of Low-speed phenomena

Low speed phenomena which appear as a moving dot can be observed as a trace using the storage function (ROLL MODE).



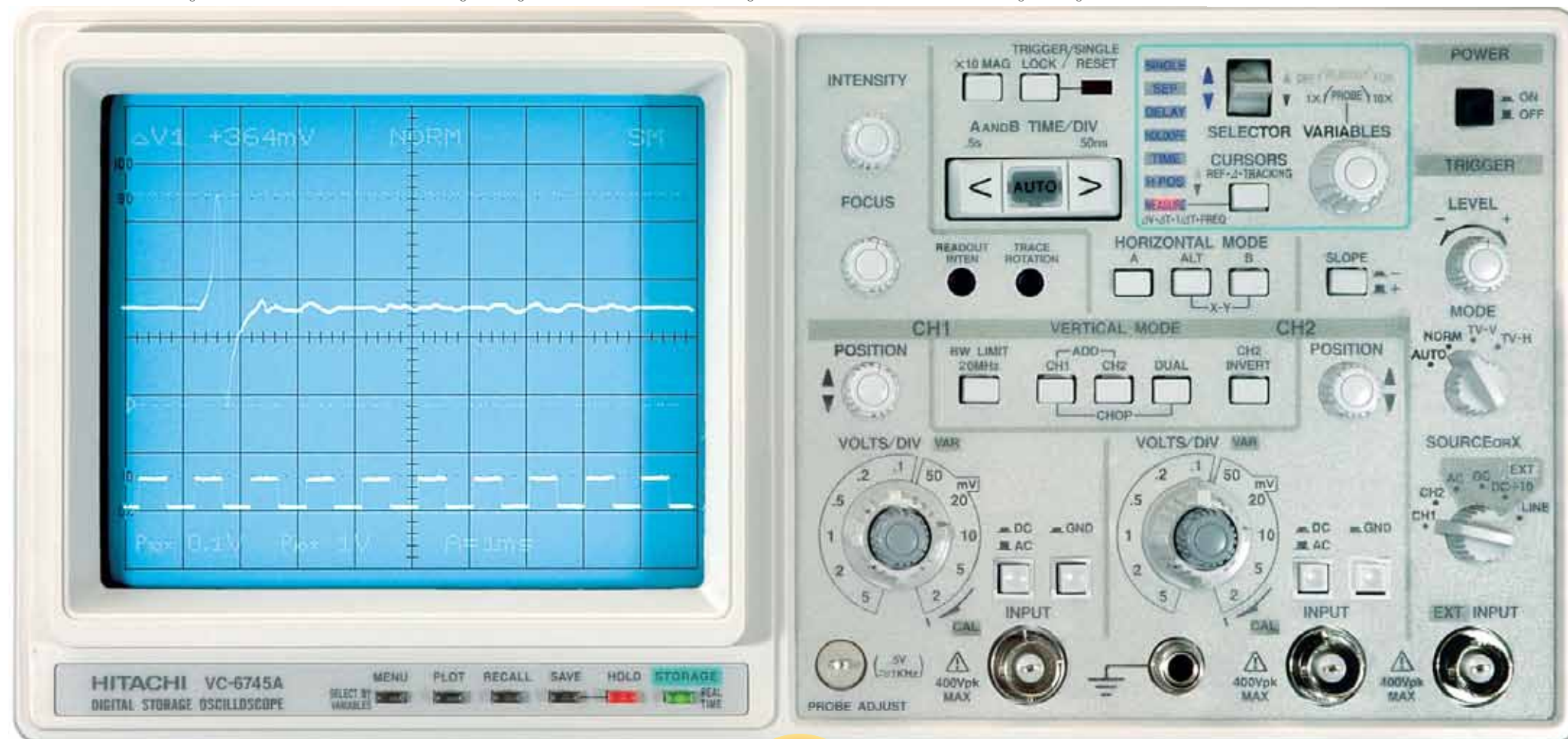

Analog real-time



digital Storage

Readout/Cursor Measurement

The readout function provides CRT display of measured values. In addition, two cursors can be used to make accurate measurements of voltage difference, time difference, and frequency.



Actual Size

Photo in VC-6745A

DSO Operation is Straightforward by Using Six Push Buttons Located Under the Bezel

Easy Operation

Digital Oscilloscope That Feels Like an Analog Scope

Save Memory

Captured waveform can be stored and recalled for comparison.

Expanded Display

After a waveform is stored, it can be displayed in expanded form. In this display format, data between sampled points can be interpolated (either linear or sinusoidal interpolation can be selected).

Sweep Time Autoranging (VC-6745A/6725A)

The sweep time rate setting is automatically optimized in accordance with the input signal frequency.

Automatic Trigger Level (VC-6745A/6725A)

The trigger level variable range is automatically optimized in accordance with the input signal amplitude.

Trigger Lock (VC-6745A/6725A)

This unique feature is extremely effective in observation of complex pulse trains.

Frequency Counter (VC-6745A/6725A)

The frequency counter of the channel selected as the trigger signal is automatically counted.

Delayed Sweep (VC-6745A/6725A)

Delayed sweep function can be used to expand display in analog real-time mode and to post-trigger in digital storage mode.

DC Offset (VC-6724A)

The DC offset function can be used to cancel an portion of DC voltage at vertical expanded display. In addition, it can be used to cancel an portion of DC voltage at ultra-low speed signal even under AC coupling lower cut-off frequency.